

Supercomputing in Plain English

Applications and Types of Parallelism

Henry Neeman, University of Oklahoma


Director, OU Supercomputing Center for Education & Research (OSCER)

Assistant Vice President, Information Technology – Research Strategy Advisor

Associate Professor, Gallogly College of Engineering

Adjunct Associate Professor, School of Computer Science

Tuesday March 27 2018





This is an experiment!

It's the nature of these kinds of videoconferences that
FAILURES ARE GUARANTEED TO HAPPEN!
NO PROMISES!

So, please bear with us. Hopefully everything will work out well enough.

If you lose your connection, you can retry the same kind of connection, or try connecting another way.

Remember, if all else fails, you always have the phone bridge to fall back on.

PLEASE MUTE YOURSELF.

PLEASE MUTE YOURSELF.

PLEASE MUTE YOURSELF.





PLEASE MUTE YOURSELF

No matter how you connect, **PLEASE MUTE YOURSELF**, so that we cannot hear you.

At OU, we will turn off the sound on all conferencing technologies.

That way, we won't have problems with **echo cancellation**.

Of course, that means we cannot hear questions.

So for questions, you'll need to send e-mail:

supercomputinginplainenglish@gmail.com

PLEASE MUTE YOURSELF.

PLEASE MUTE YOURSELF.

PLEASE MUTE YOURSELF.



Download the Slides Beforehand

Before the start of the session, please download the slides from the Supercomputing in Plain English website:

<http://www.oscer.ou.edu/education/>

That way, if anything goes wrong, you can still follow along with just audio.

PLEASE MUTE YOURSELF.

PLEASE MUTE YOURSELF.

PLEASE MUTE YOURSELF.





Zoom

Go to:

<http://zoom.us/j/979158478>

Many thanks Eddie Huebsch, OU CIO, for providing this.

PLEASE MUTE YOURSELF.

PLEASE MUTE YOURSELF.

PLEASE MUTE YOURSELF.



INFORMATION TECHNOLOGY
THE UNIVERSITY OF OKLAHOMA

Supercomputing in Plain English: Apps & Par Types
Tue March 27 2018





YouTube

You can watch from a Windows, MacOS or Linux laptop or an Android or iOS handheld using YouTube.

Go to YouTube via your preferred web browser or app, and then search for:

Supercomputing InPlainEnglish

(**InPlainEnglish** is all one word.)

Many thanks to Skyler Donahue of OneNet for providing this.

PLEASE MUTE YOURSELF.

PLEASE MUTE YOURSELF.

PLEASE MUTE YOURSELF.





Twitch

You can watch from a Windows, MacOS or Linux laptop or an Android or iOS handheld using Twitch.

Go to:

<http://www.twitch.tv/sipe2018>

Many thanks to Skyler Donahue of OneNet for providing this.

PLEASE MUTE YOURSELF.

PLEASE MUTE YOURSELF.

PLEASE MUTE YOURSELF.





Wowza #1

You can watch from a Windows, MacOS or Linux laptop using Wowza from the following URL:

<http://jwplayer.onenet.net/streams/sipe.html>

If that URL fails, then go to:

<http://jwplayer.onenet.net/streams/sipebackup.html>

Many thanks to Skyler Donahue of OneNet for providing this.

PLEASE MUTE YOURSELF.

PLEASE MUTE YOURSELF.

PLEASE MUTE YOURSELF.





Wowza #2

Wowza has been tested on multiple browsers on each of:

- Windows 10: IE, Firefox, Chrome, Opera, Safari
- MacOS: Safari, Firefox
- Linux: Firefox, Opera

We've also successfully tested it via apps on devices with:

- Android
- iOS

Many thanks to Skyler Donahue of OneNet for providing this.

PLEASE MUTE YOURSELF.

PLEASE MUTE YOURSELF.

PLEASE MUTE YOURSELF.





Toll Free Phone Bridge

IF ALL ELSE FAILS, you can use our US TOLL phone bridge:

405-325-6688

684 684 #

NOTE: This is for **US** call-ins **ONLY**.

PLEASE MUTE YOURSELF and use the phone to listen.

Don't worry, we'll call out slide numbers as we go.

Please use the phone bridge **ONLY IF** you cannot connect any other way: the phone bridge can handle only 100 simultaneous connections, and we have over 1000 participants.

Many thanks to OU CIO Eddie Huebsch for providing the phone bridge..





Please Mute Yourself

No matter how you connect, **PLEASE MUTE YOURSELF**, so that we cannot hear you.

(For YouTube, Twitch and Wowza, you don't need to do that, because the information only goes from us to you, not from you to us.)

At OU, we will turn off the sound on all conferencing technologies.

That way, we won't have problems with **echo cancellation**.

Of course, that means we cannot hear questions.

So for questions, you'll need to send e-mail.

PLEASE MUTE YOURSELF.





Questions via E-mail Only

Ask questions by sending e-mail to:

supercomputinginplainenglish@gmail.com

All questions will be read out loud and then answered out loud.

DON'T USE CHAT OR VOICE FOR QUESTIONS!

No one will be monitoring any of the chats, and if we can hear your question, you're creating an **echo cancellation** problem.

PLEASE MUTE YOURSELF.

PLEASE MUTE YOURSELF.





Onsite: Talent Release Form

If you're attending onsite, you **MUST** do one of the following:

- complete and sign the Talent Release Form,

OR

- sit behind the cameras (where you can't be seen) and don't talk at all.

If you aren't onsite, then **PLEASE MUTE YOURSELF.**



TENTATIVE Schedule

- Tue Jan 23: Storage: What the Heck is Supercomputing?
- Tue Jan 30: The Tyranny of the Storage Hierarchy Part I
- Tue Feb 6: The Tyranny of the Storage Hierarchy Part II
- Tue Feb 13: Instruction Level Parallelism
- Tue Feb 20: Stupid Compiler Tricks
- Tue Feb 27: Apps & Par Types Multithreading
- Tue March 6: Distributed Multiprocessing
- Tue March 13: **NO SESSION** (Henry business travel)
- Tue March 20: **NO SESSION** (OU's Spring Break)
- Tue March 27: Applications and Types of Parallelism
- Tue Apr 3: Multicore Madness
- Tue Apr 10: High Throughput Computing
- Tue Apr 17: **NO SESSION** (Henry business travel)
- Tue Apr 24: GPGPU: Number Crunching in Your Graphics Card
- Tue May 1: Grab Bag: Scientific Libraries, I/O Libraries, Visualization





Thanks for helping!

- OU IT
 - OSCER operations staff (Dave Akin, Patrick Calhoun, Kali McLennan, Jason Speckman, Brett Zimmerman)
 - OSCER Research Computing Facilitators (Jim Ferguson, Horst Severini)
 - Debi Gentis, OSCER Coordinator
 - Kyle Dudgeon, OSCER Manager of Operations
 - Ashish Pai, Managing Director for Research IT Services
 - The OU IT network team
 - OU CIO Eddie Huebsch
- OneNet: Skyler Donahue
- Oklahoma State U: Dana Brunson





This is an experiment!

It's the nature of these kinds of videoconferences that
FAILURES ARE GUARANTEED TO HAPPEN!
NO PROMISES!

So, please bear with us. Hopefully everything will work out well enough.

If you lose your connection, you can retry the same kind of connection, or try connecting another way.

Remember, if all else fails, you always have the phone bridge to fall back on.

PLEASE MUTE YOURSELF.

PLEASE MUTE YOURSELF.

PLEASE MUTE YOURSELF.





Coming in 2018!

- Coalition for Advancing Digital Research & Education (CADRE) Conference:
Apr 17-18 2018 @ Oklahoma State U, Stillwater OK USA
<https://hpcc.okstate.edu/cadre-conference>
- Linux Clusters Institute workshops
<http://www.linuxclustersinstitute.org/workshops/>
 - Introductory HPC Cluster System Administration: May 14-18 2018 @ U Nebraska, Lincoln NE USA
 - Intermediate HPC Cluster System Administration: Aug 13-17 2018 @ Yale U, New Haven CT USA
- Great Plains Network Annual Meeting: details coming soon
- Advanced Cyberinfrastructure Research & Education Facilitators (ACI-REF) Virtual Residency Aug 5-10 2018, U Oklahoma, Norman OK USA
- PEARC 2018, July 22-27, Pittsburgh PA USA
<https://www.pearc18.pearc.org/>
- IEEE Cluster 2018, Sep 10-13, Belfast UK
<https://cluster2018.github.io>
- **OKLAHOMA SUPERCOMPUTING SYMPOSIUM 2018, Sep 25-26 2018 @ OU**
- SC18 supercomputing conference, Nov 11-16 2018, Dallas TX USA
<http://sc18.supercomputing.org/>





Outline

- Monte Carlo: Client-Server
- N-Body: Task Parallelism
- Transport: Data Parallelism



Monte Carlo: Client-Server



[1]



Embarrassingly Parallel

An application is known as embarrassingly parallel if its parallel implementation:

1. can straightforwardly be broken up into roughly equal amounts of work per processor, **AND**
2. has minimal parallel overhead (for example, communication among processors).

We love embarrassingly parallel applications, because they get near-perfect parallel speedup, sometimes with modest programming effort.

Embarrassingly parallel applications are also known as loosely coupled.

(“Embarrassingly” as in “an embarrassment of riches.”)





Monte Carlo Methods

Monte Carlo is a European city where people gamble; that is, they play games of chance, which involve randomness.

Monte Carlo methods are ways of simulating (or otherwise calculating) physical phenomena based on randomness.

Monte Carlo simulations typically are embarrassingly parallel.



<https://i1.wp.com/www.vrfitnessinsider.com/wp-content/uploads/2017/05/casino-royale.jpg?resize=1068%2C444&ssl=1>

Supercomputing in Plain English: Apps & Par Types

Tue March 27 2018



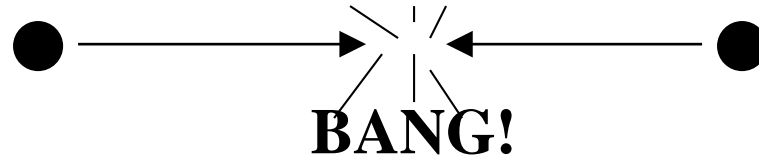
INFORMATION TECHNOLOGY
THE UNIVERSITY OF OKLAHOMA





Monte Carlo Methods: Example

Suppose you have some physical phenomenon. For example, consider High Energy Physics, in which we bang tiny particles together at incredibly high speeds.



We want to know, for example, the average properties of this phenomenon.

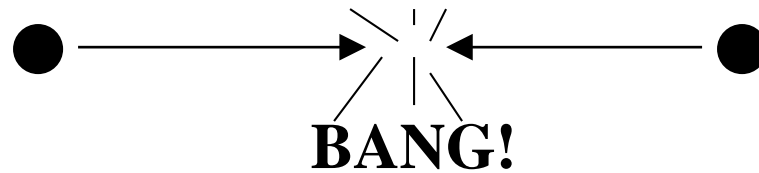
There are infinitely many ways that two particles can be banged together.

So, we can't possibly simulate all of them.



Monte Carlo Methods: Example

Suppose you have some physical phenomenon. For example, consider High Energy Physics, in which we bang tiny particles together at incredibly high speeds.



There are infinitely many ways that two particles can be banged together.

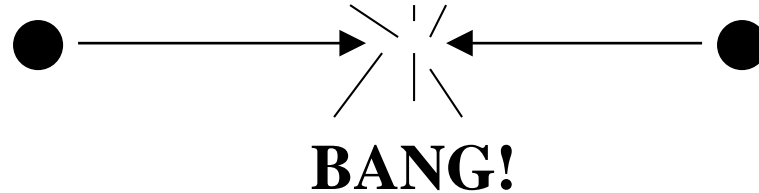
So, we can't possibly simulate all of them.

Instead, we can **randomly choose a finite subset** of these infinitely many ways and simulate only the subset.



Monte Carlo Methods: Example

Suppose you have some physical phenomenon. For example, consider High Energy Physics, in which we bang tiny particles together at incredibly high speeds.



There are infinitely many ways that two particles can be banged together.

We randomly choose a finite subset of these infinitely many ways and simulate only the subset.

The average of this subset will be close to the actual average.



Monte Carlo Methods

In a Monte Carlo method, you randomly generate a large number of example cases (*realizations*) of a phenomenon, and then take the average of the properties of these realizations.

When the average of the realizations *converges* (that is, doesn't change substantially if more realizations are generated), then the Monte Carlo simulation stops.





MC: Embarrassingly Parallel

Monte Carlo simulations are embarrassingly parallel, because each realization is completely independent of all of the other realizations.

That is, if you're going to run a million realizations, then:

1. you can straightforwardly break into roughly (Million / N_p) chunks of realizations, one chunk for each of the N_p processors, **AND**
2. the only parallel overhead (for example, communication) comes from tracking the average properties, which doesn't have to happen very often.



Serial Monte Carlo (C)

Suppose you have an existing serial Monte Carlo simulation:

```
int main (int argc, char** argv)
{ /* main */
  ...
  read_input(...);
  for (realization = 0;
      realization < number_of_realizations;
      realization++) {
    generate_random_realization(...);
    calculate_properties(...);
  } /* for realization */
  calculate_average(...);
} /* main */
```

How would you parallelize this?





Serial Monte Carlo (F90)

Suppose you have an existing serial Monte Carlo simulation:

```
PROGRAM monte_carlo
```

```
...
```

```
CALL read_input(...)
```

```
DO realization = 1, number_of_realizations
```

```
    CALL generate_random_realization(...)
```

```
    CALL calculate_properties(...)
```

```
END DO
```

```
CALL calculate_average(...)
```

```
END PROGRAM monte_carlo
```

How would you parallelize this?





Parallel Monte Carlo (C)

```
int main (int argc, char** argv)
{ /* main */
  [MPI startup]
  if (my_rank == server_rank) {
    read_input(...);
  }
  mpi_error_code = MPI_Bcast(...);
  for (realization = 0;
      realization < number_of_realizations / number_of_processes;
      realization++) {
    generate_random_realization(...);
    calculate_realization_properties(...);
    calculate_local_running_average(...);
  } /* for realization */
  if (my_rank == server_rank) {
    [receive properties]
  }
  else {
    [send properties]
  }
  calculate_global_average_from_local_averages(...)
  output_overall_average(...)
  [MPI shutdown]
} /* main */
```





Parallel Monte Carlo (F90)

```
PROGRAM monte_carlo
  [MPI startup]
  IF (my_rank == server_rank) THEN
    CALL read_input(...)
  END IF
  CALL MPI_Bcast(...)
  DO realization = 1, number_of_realizations / number_of_processes
    CALL generate_random_realization(...)
    CALL calculate_realization_properties(...)
    CALL calculate_local_running_average(...)
  END DO
  IF (my_rank == server_rank) THEN
    [receive properties]
  ELSE
    [send properties]
  END IF
  CALL calculate_global_average_from_local_averages(...)
  CALL output_overall_average(...)
  [MPI shutdown]
END PROGRAM monte_carlo
```




N-Body: Task Parallelism and Collective Communication

[2]



N Bodies





N-Body Problems

An *N-body problem* is a problem involving N “bodies” – that is, particles of some size (for example, stars, atoms) – each of which applies a force to all of the others.

For example, if you have N stars, then each of the N stars exerts a force (gravity) on all of the other $N-1$ stars.

Likewise, if you have N atoms, then each atom exerts a force (nuclear) on all of the other $N-1$ atoms.






1-Body Problem

When N is 1, you have a simple *1-Body Problem*:
a single particle, with no forces acting on it.

Given the particle's position P and velocity V at some time t_0 ,
you can trivially calculate the particle's position at time $t_0 + \Delta t$:

$$P(t_0 + \Delta t) = P(t_0) + V\Delta t$$

$$V(t_0 + \Delta t) = V(t_0)$$






2-Body Problem

When N is 2, you have – surprise! – a **2-Body Problem**: exactly 2 particles, each exerting a force that acts on the other.

The relationship between the 2 particles can be expressed as a differential equation that can be solved analytically, producing a closed-form solution.

So, given the particles' initial positions and velocities, you can trivially calculate their positions and velocities at any later time.





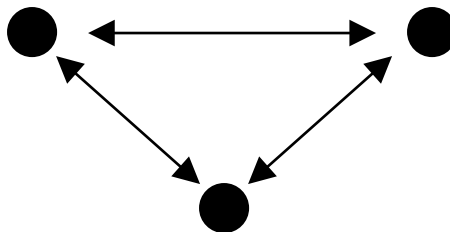
3-Body Problem

When N is 3, you have – surprise! – a **3-Body Problem**:
exactly 3 particles, each exerting a force that acts on the other 2.

The relationship between the 3 particles can be expressed as a differential equation that can be solved using an infinite series, producing a closed-form solution, due to Karl Fritiof Sundman in 1912.

http://en.wikipedia.org/wiki/N-body_problem

However, in practice, the number of terms of the infinite series that you need to calculate to get a reasonable solution is so large that **the infinite series solution is impractical** – so you're stuck with the generalized formulation.



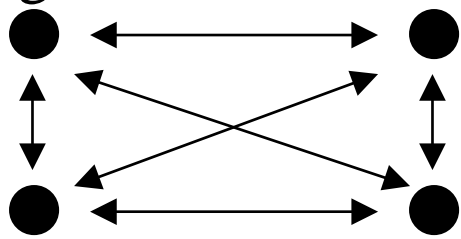


N-Body Problems ($N > 3$)

When $N > 3$, you have a general *N-Body Problem*: N particles, each exerting a force that acts on the other $N-1$ particles.

The relationship between the N particles can be expressed as a differential equation that can be solved using an infinite series, producing a closed-form solution, due to Qiudong Wang in 1991.^[3]

However, in practice, the number of terms of the infinite series that you need to calculate to get a reasonable solution is so large that the infinite series is impractical, so you're stuck with the generalized formulation.





N-Body Problems ($N \geq 3$)

For $N \geq 3$, the relationship between the N particles can be expressed as a differential equation that can be solved using an infinite series, producing a closed-form solution, but convergence takes so long that this approach is impractical.

So, numerical simulation is pretty much the only way to study groups of 3 or more bodies.


Popular applications of N-body codes include:

- astronomy (that is, galaxy formation, cosmology);
- chemistry (that is, protein folding, molecular dynamics).

Note that, for N bodies, there are on the order of N^2 forces, denoted $\mathbf{O}(N^2)$.

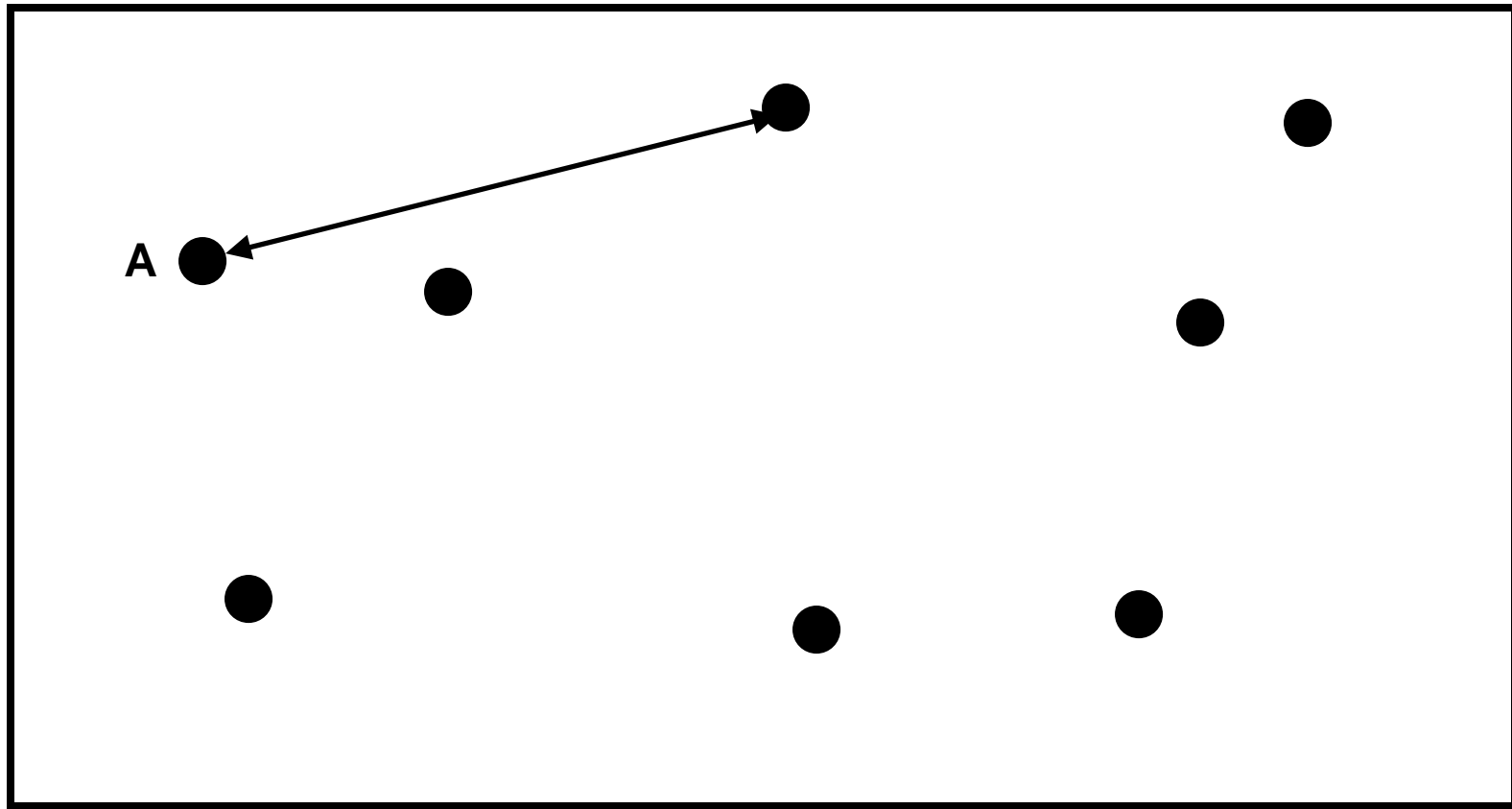


N Bodies



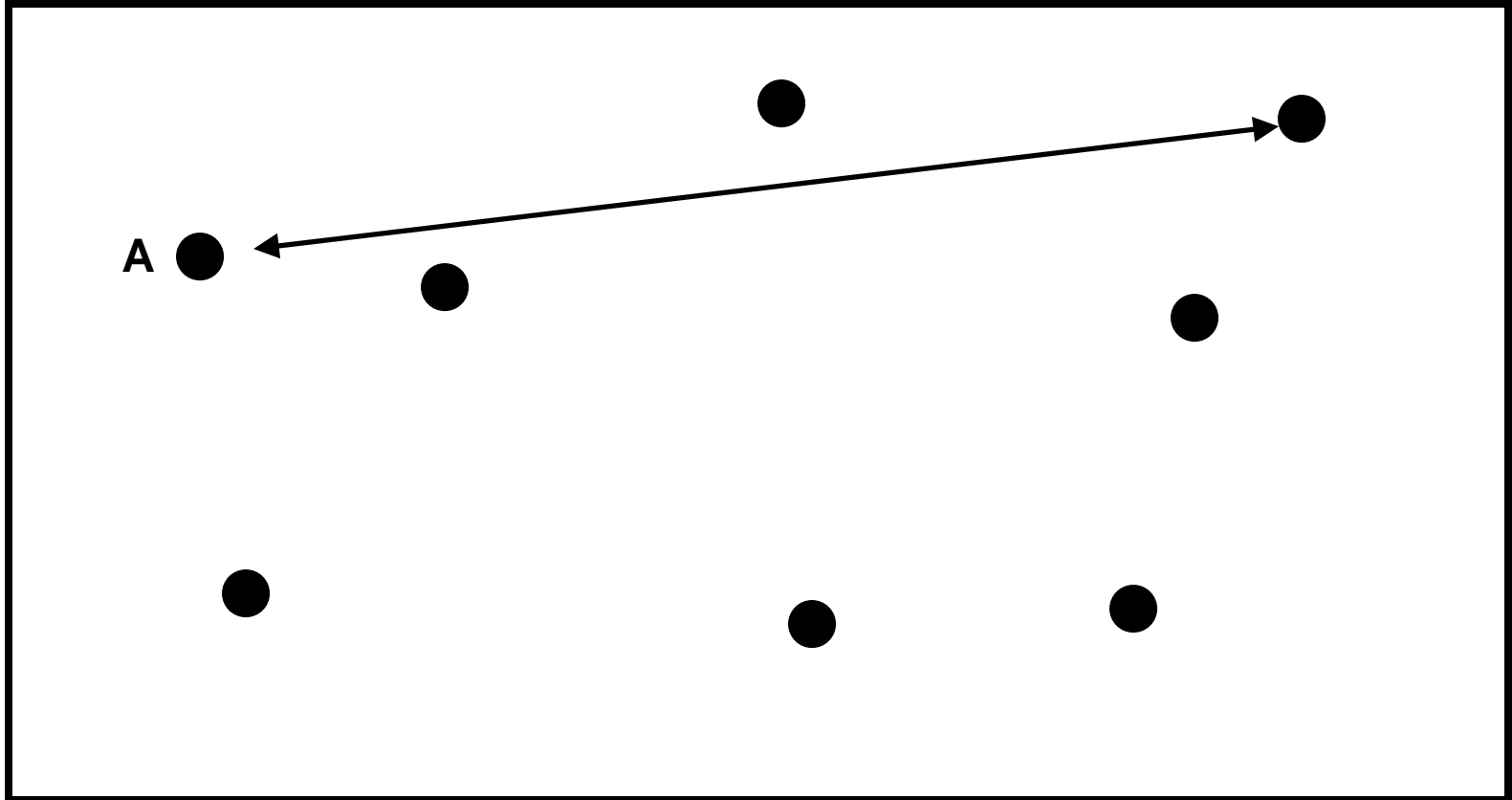


Force #1



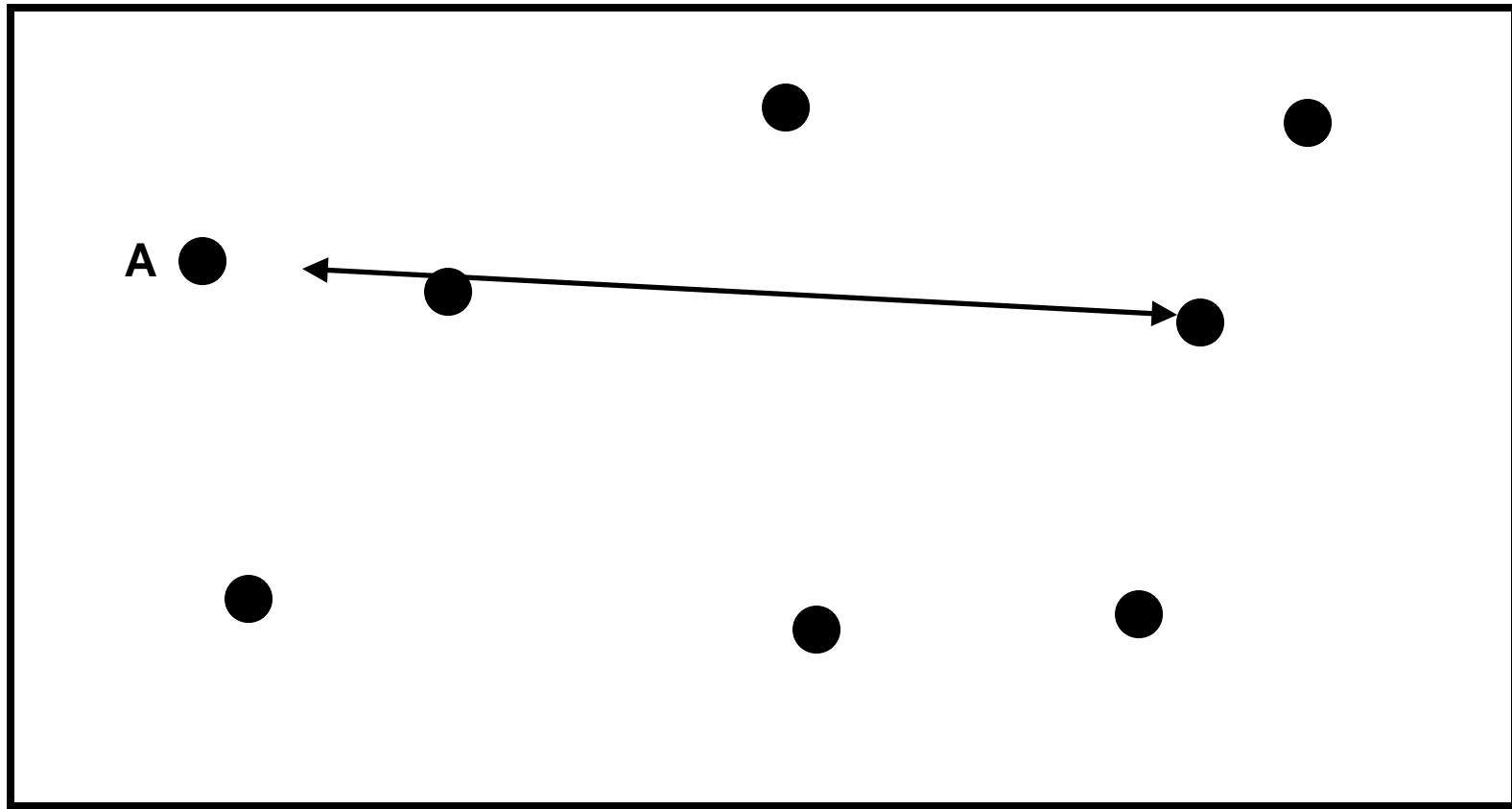


Force #2



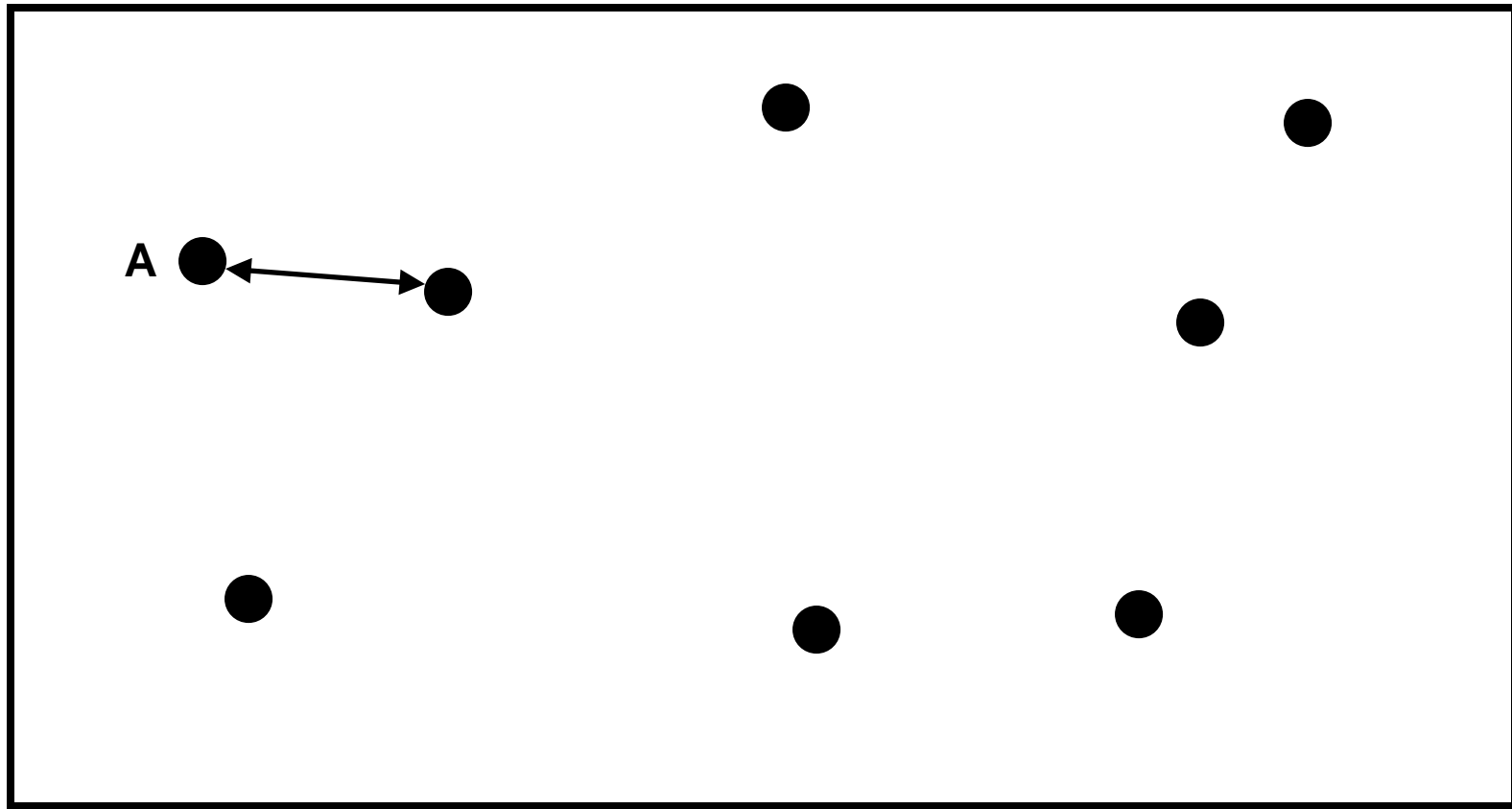


Force #3



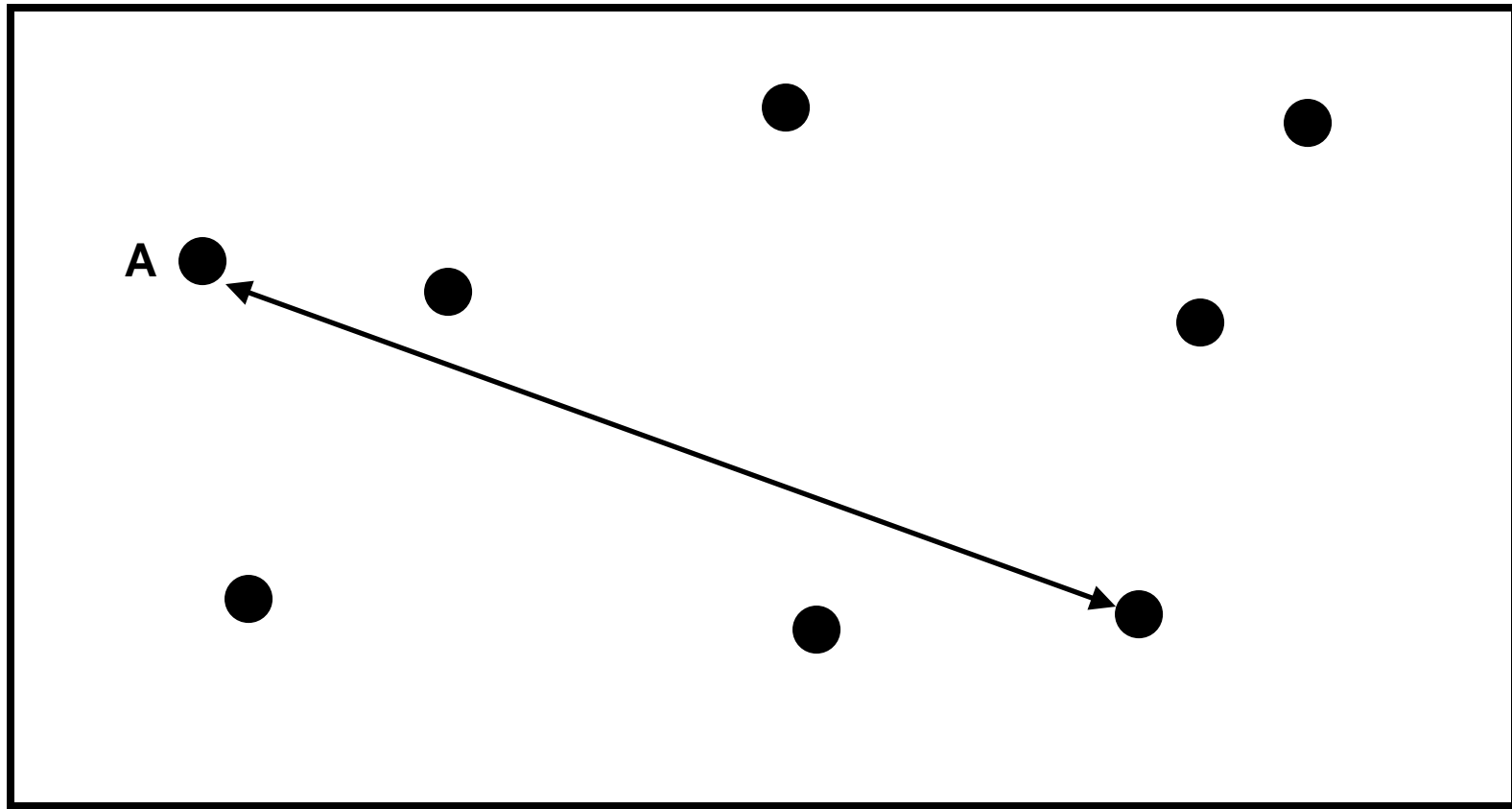


Force #4



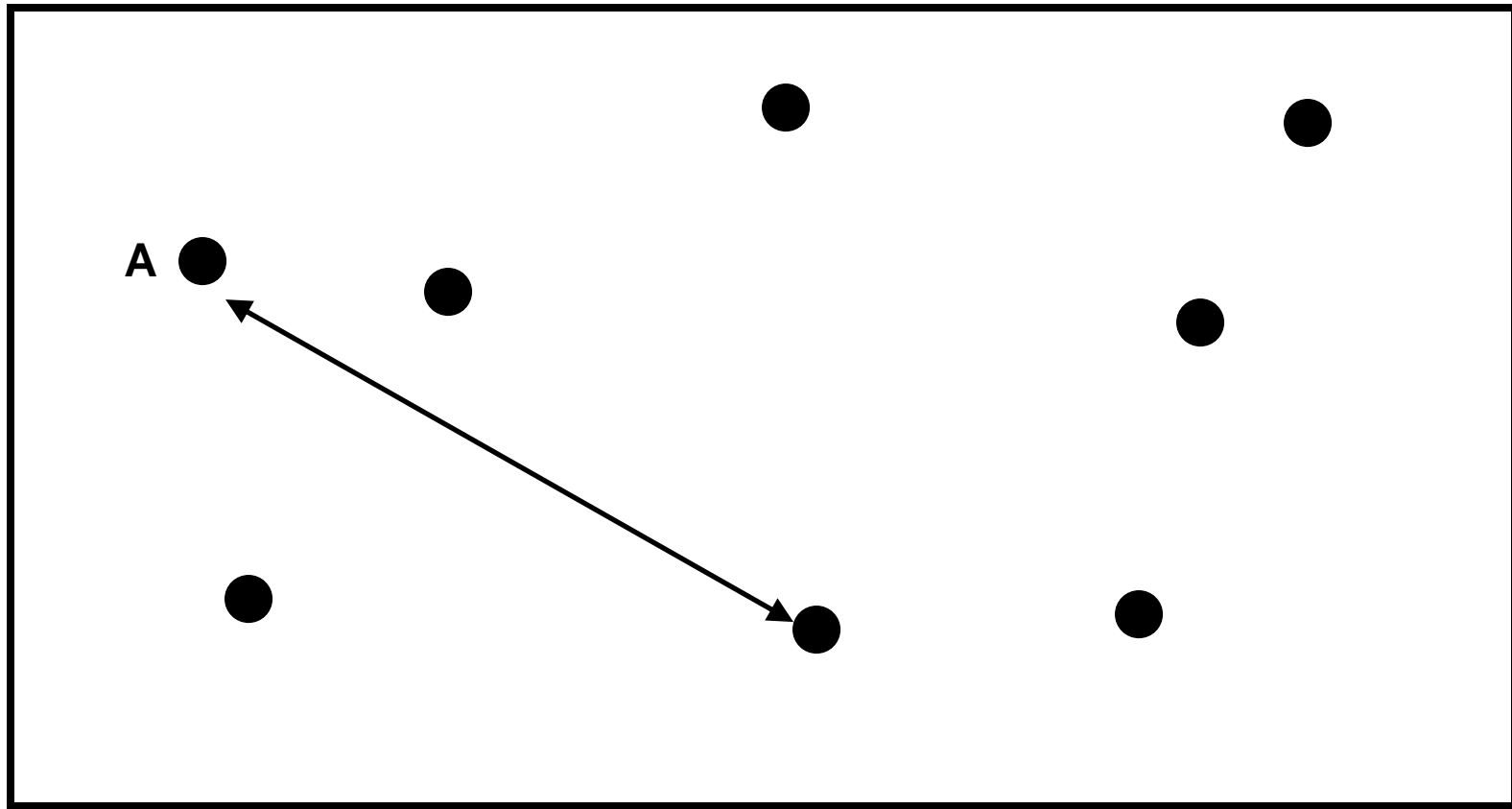


Force #5






Force #6





Force #N-1





N-Body Problems

Given N bodies, each body exerts a force on all of the other $N - 1$ bodies.

Therefore, there are $N \cdot (N - 1)$ forces in total.

You can also think of this as $(N \cdot (N - 1)) / 2$ forces, in the sense that the force from particle A to particle B is the same (except in the opposite direction) as the force from particle B to particle A.



Aside: Big-O Notation

Let's say that you have some task to perform on a certain number of things, and that the task takes a certain amount of time to complete.

Let's say that the amount of time can be expressed as a polynomial on the number of things to perform the task on.

For example, the amount of time it takes to read a book might be proportional to the number of words, plus the amount of time it takes to settle into your favorite easy chair.

$$C_1 \cdot N + C_2$$



Big-O: Dropping the Low Term

$$C_1 \cdot N + C_2$$

When N is very large, the time spent settling into your easy chair becomes such a small proportion of the total time that it's virtually zero.

So from a practical perspective, for large N , the polynomial reduces to:

$$C_1 \cdot N$$

In fact, for any polynomial, if N is large, then all of the terms except the highest-order term are irrelevant.



Big-O: Dropping the Constant

$$C_1 \cdot N$$

Computers get faster and faster all the time.

And there are many different flavors of computers,
having many different speeds.

So, computer scientists don't care about the constant;
they only care about the order of the highest-order term of
the polynomial.

They indicate this with Big-O notation:

$$\mathbf{O}(N), \mathbf{O}(N^2), \mathbf{O}(N^3), \text{ etc}$$

This is often said as: “of order N ,” “of order N -squared,”
“of order N -cubed,” etc.



N-Body Problems

Given N bodies, each body exerts a force on all of the other $N - 1$ bodies.

Therefore, there are $N \cdot (N - 1)$ forces total, or $N^2 - N$. In Big-**O** notation, that's **O**(N^2) forces.

So, calculating the forces takes **O**(N^2) time to execute.

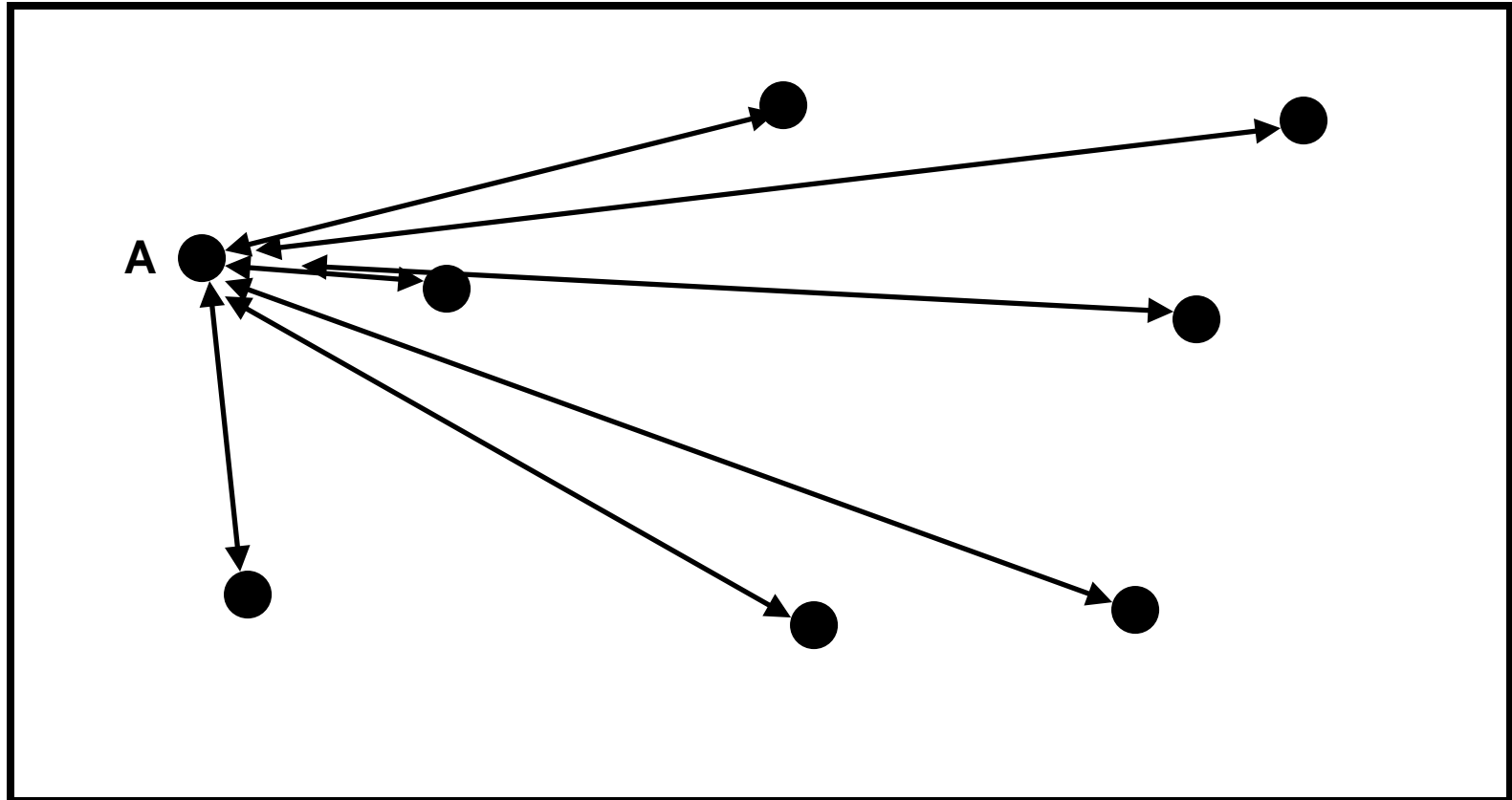
But, there are only N particles, each taking up the same amount of memory, so we say that N-body codes are:

- **O**(N) spatial complexity (memory)
- **O**(N^2) temporal complexity (calculations)





$O(N^2)$ Forces



Note that this picture shows only the forces between A and everyone else.



How to Calculate?

Whatever your physics is, you have some function, $F(B_i, B_j)$, that expresses the force between two bodies B_i and B_j , $i \neq j$.

For example, for stars and galaxies,

$$F(A, B) = G \cdot m_{B_i} \cdot m_{B_j} / \text{dist}(B_i, B_j)^2$$

where G is the gravitational constant and m is the mass of the body in question.

If you have all of the forces for every pair of particles, then you can calculate their sum, obtaining the force on every particle.

From that, you can calculate every particle's new position and velocity.



How to Parallelize?

Okay, so let's say you have a nice serial (single-core) code that does an N-body calculation.

How are you going to parallelize it?

You could:

- have a server feed particles to processes;
- have a server feed interactions (particle pairs) to processes;
- have each process decide on its own subset of the particles, and then share around the summed forces on those particles;
- have each process decide its own subset of the interactions, and then share around the summed forces from those interactions.





Do You Need a Server?

Let's say that you have N bodies, and therefore you have $\frac{1}{2} N (N - 1)$ interactions (every particle interacts with all of the others, but you don't need to calculate both $B_i \rightarrow B_j$ and $B_j \rightarrow B_i$).

Do you need a server?

Well, can each processor determine, on its own, either

- (a) which of the bodies to process, or
- (b) which of the interactions to process?

If the answer is yes, then you don't need a server.





Parallelize How?

Suppose you have N_p processors.

Should you parallelize:

- by assigning a subset of N / N_p of the **bodies** to each processor,

OR

- by assigning a subset of $N(N - 1) / N_p$ of the **interactions** to each processor?





Data vs. Task Parallelism

- **Data Parallelism** means parallelizing by giving a subset of the data to each process, and then each process performs the **same tasks** on the **different subsets of data**.
- **Task Parallelism** means parallelizing by giving a subset of the tasks to each process, and then each process performs a **different subset of tasks** on the **same data**.





Data Parallelism for N-Body?

If you parallelize an N-body code **by data**, then each processor gets N / N_p pieces of data.

For example, if you have 8 bodies and 2 processors, then:

- Processor P_0 gets the first 4 bodies;
- Processor P_1 gets the second 4 bodies.

But, every piece of data (that is, every body) has to interact with every other piece of data, to calculate the forces.

So, every processor will have to send all of its data to all of the other processors, for every single interaction that it calculates.

That's a lot of communication!



Task Parallelism for N-body?

If you parallelize an N-body code **by task**, then each processor gets all of the pieces of data that describe the particles (for example, positions, velocities, masses).

Then, each processor can calculate its subset of the interaction forces on its own, without talking to any of the other processors.

But, at the end of the force calculations, everyone has to share all of the forces that have been calculated, so that each particle ends up with the total force that acts on it (**global reduction**).



MPI_Reduce (C)

Here's the C syntax for **MPI_Reduce**:

```
mpi_error_code =  
    MPI_Reduce(sendbuffer, recvbuffer,  
              count, datatype, operation,  
              root, communicator);
```

(Here, “**root**” means the MPI rank that gets the result.)

For example, to do a sum over all of the particle forces:

```
mpi_error_code =  
    MPI_Reduce(  
        local_particle_force_sum,  
        global_particle_force_sum,  
        number_of_particles,  
        MPI_DOUBLE, MPI_SUM,  
        server_process, MPI_COMM_WORLD);
```





MPI_Reduce (F90)

Here's the Fortran 90 syntax for **MPI_Reduce**:

```
CALL MPI_Reduce(sendbuffer, recvbuffer, &
& count, datatype, operation, &
& root, communicator, mpi_error_code)
```

(Here, “**root**” means the MPI rank that gets the result.)

For example, to do a sum over all of the particle forces:

```
CALL MPI_Reduce(
& local_particle_force_sum, &
& global_particle_force_sum, &
& number_of_particles, &
& MPI_DOUBLE_PRECISION, MPI_SUM, &
& server_process, MPI_COMM_WORLD, &
& mpi_error_code)
```





Sharing the Result

In the N-body case, we **don't** want just one processor to know the result of the sum, we want **every** processor to know. So, we could do a reduce followed immediately by a broadcast. But, MPI gives us a routine that packages all of that for us:

MPI_Allreduce.

MPI_Allreduce is just like **MPI_Reduce** except that every process gets the result (so we drop the **server_process** argument).



MPI_Allreduce (C)

Here's the C syntax for `MPI_Allreduce`:

```
mpi_error_code =  
    MPI_Allreduce(  
        sendbuffer, recvbuffer, count,  
        datatype, operation,  
        communicator);
```

For example, to do a sum over all of the particle forces:

```
mpi_error_code =  
    MPI_Allreduce(  
        local_particle_force_sum,  
        global_particle_force_sum,  
        number_of_particles,  
        MPI_DOUBLE, MPI_SUM,  
        MPI_COMM_WORLD);
```





MPI_Allreduce (F90)

Here's the Fortran 90 syntax for `MPI_Allreduce`:

```
CALL MPI_Allreduce(                                     &
&     sendbuffer, recvbuffer, count,                   &
&     datatype, operation,                             &
&     communicator, mpi_error_code)                  &
```

For example, to do a sum over all of the particle forces:

```
CALL MPI_Allreduce(                                     &
&     local_particle_force_sum,                       &
&     global_particle_force_sum,                     &
&     number_of_particles,                           &
&     MPI_DOUBLE_PRECISION, MPI_SUM,                 &
&     MPI_COMM_WORLD, mpi_error_code)                &
```




Collective Communications

A *collective communication* is a communication that is shared among many processes, not just a sender and a receiver.

MPI_Reduce and **MPI_Allreduce** are collective communications.

Others include: broadcast, gather/scatter, all-to-all.



Collectives Are Expensive, But Cheap

Collective communications are very expensive relative to point-to-point communications, because so much more communication has to happen.

But, they can be much cheaper than doing zillions of point-to-point communications, if that's the alternative.



Transport: Data Parallelism





What is a Simulation?


Much physical science ultimately is expressed as calculus (for example, differential equations).

Except in the simplest (uninteresting) cases, equations based on calculus can't be directly solved on a computer.

Therefore, most physical science on computers has to be **approximated**.



I Want the Area Under This Curve!

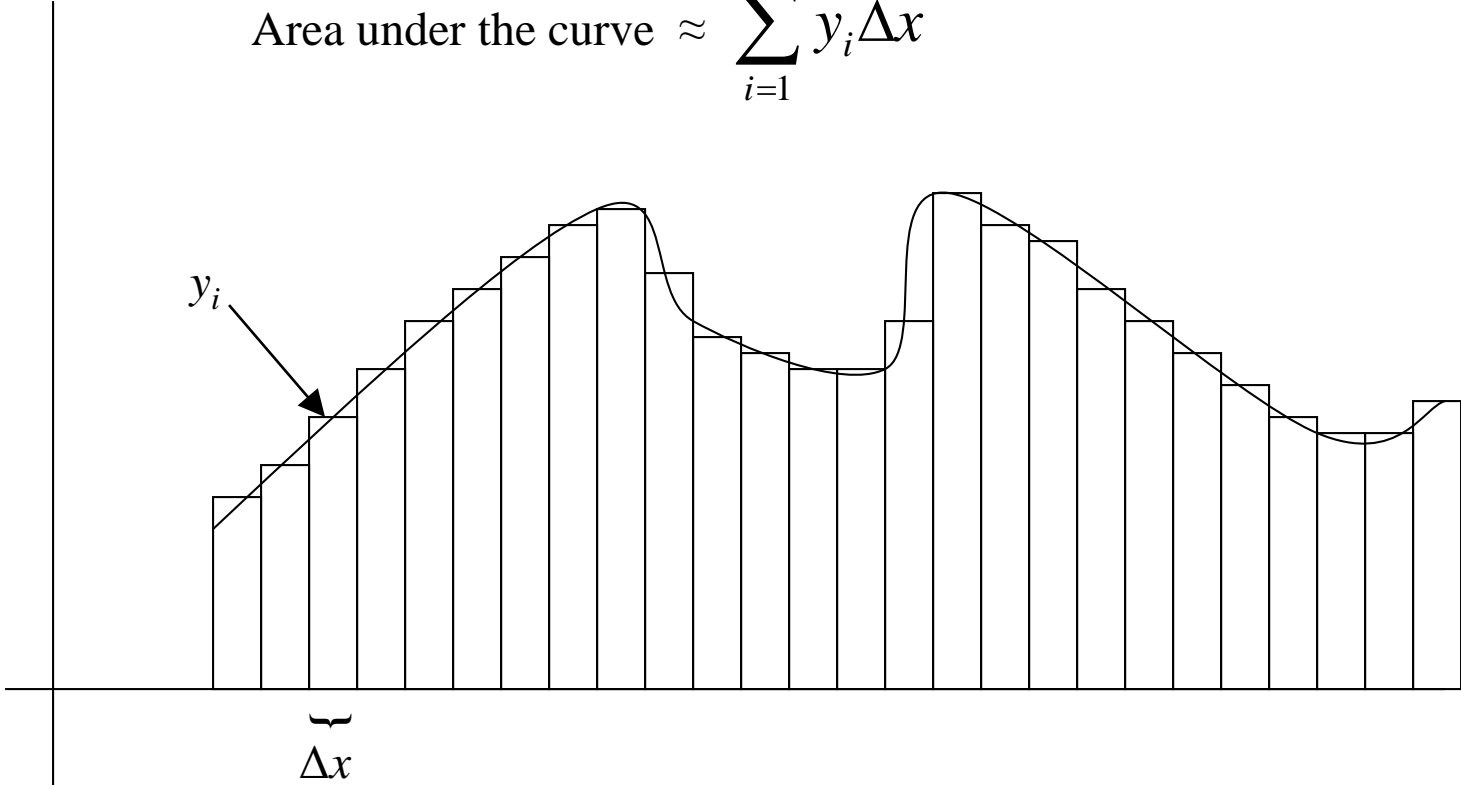


How can I get the area under this curve?



A Riemann Sum

$$\text{Area under the curve} \approx \sum_{i=1}^n y_i \Delta x$$



Is the area under the curve the sum of the rectangle areas?





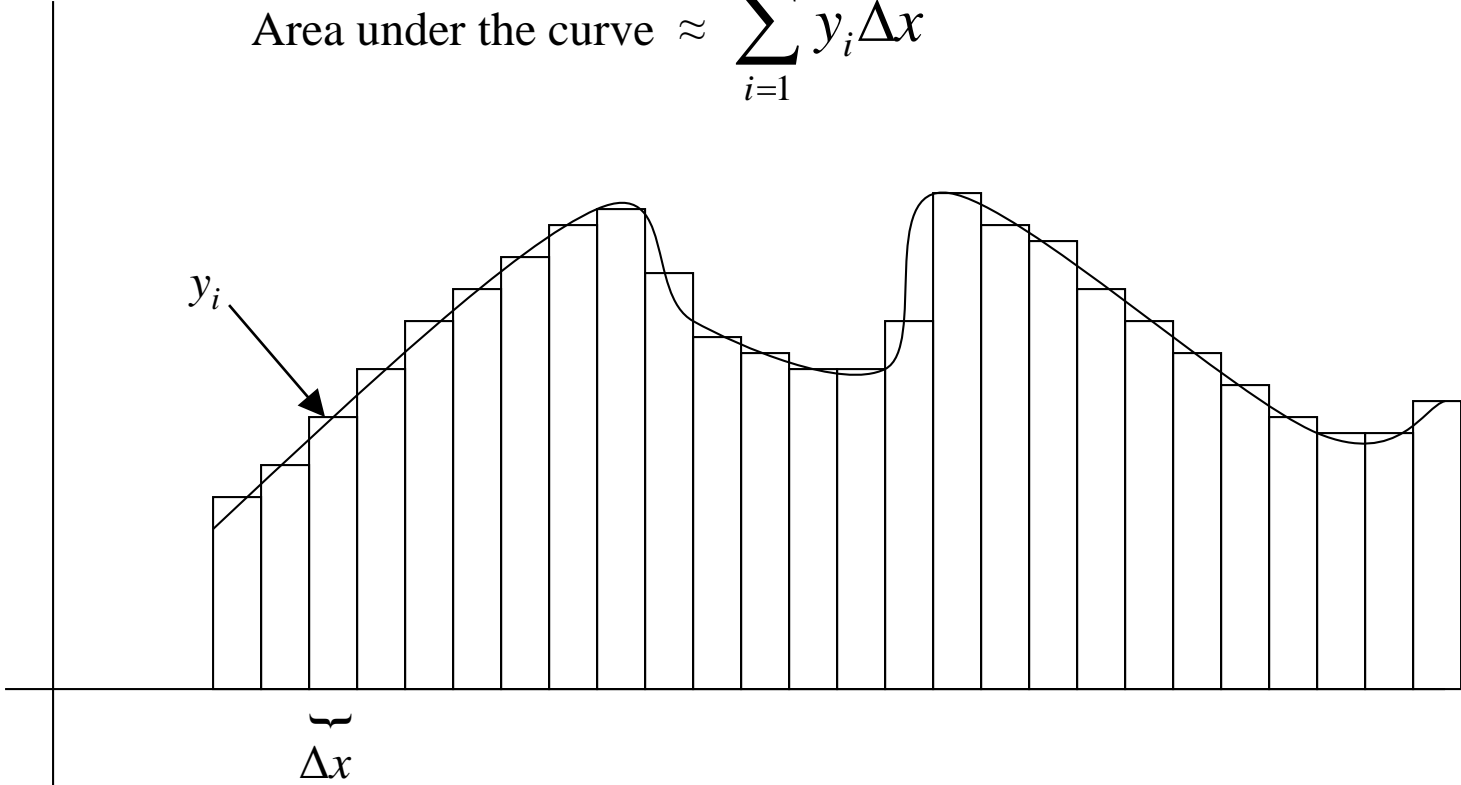
A Riemann Sum





A Riemann Sum

$$\text{Area under the curve} \approx \sum_{i=1}^n y_i \Delta x$$



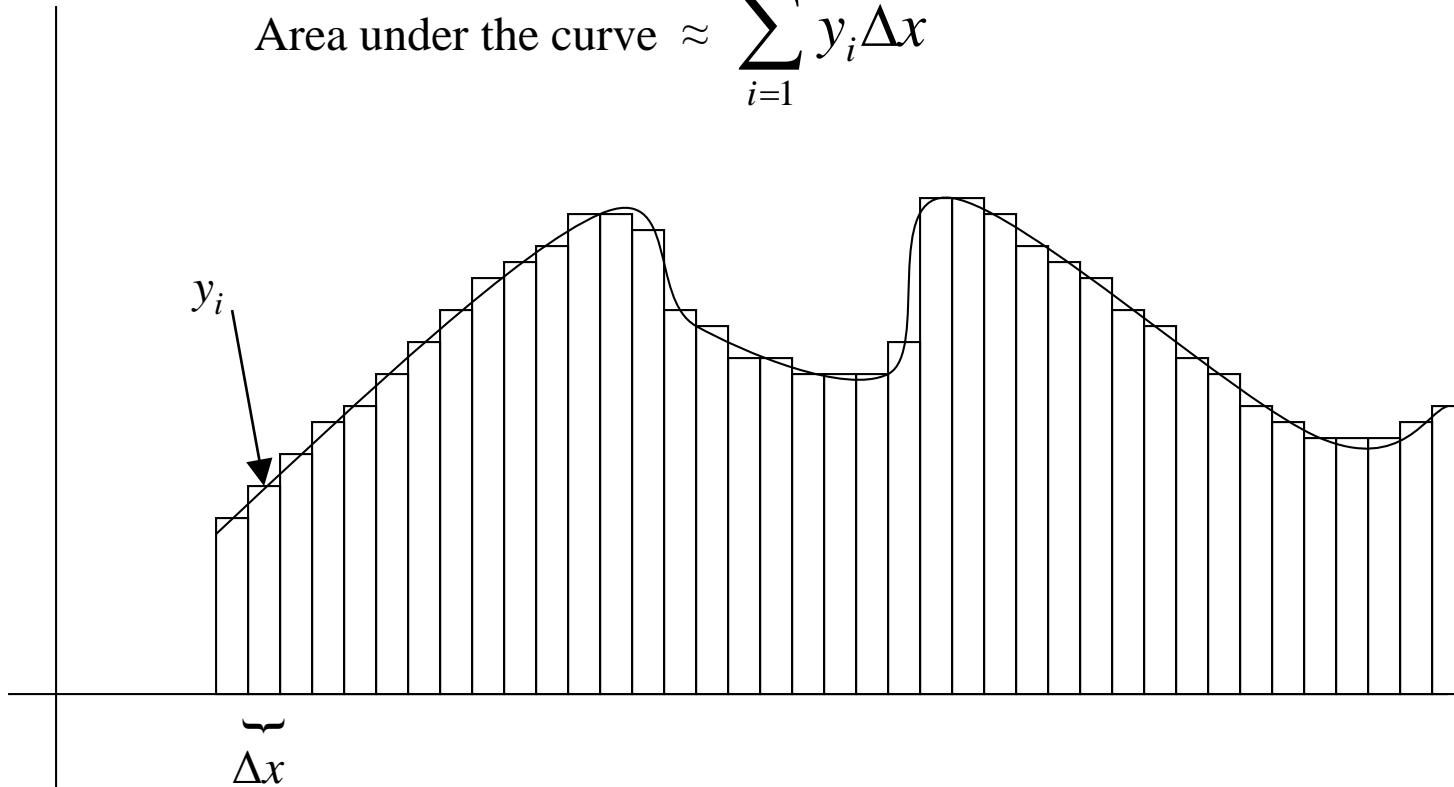
Ceci n'est pas un area under the curve: it's **approximate!**





A Better Riemann Sum

$$\text{Area under the curve} \approx \sum_{i=1}^n y_i \Delta x$$




More, smaller rectangles produce a **better approximation.**



The Best Riemann Sum

$$\text{Area under the curve} = \sum_{i=1}^{\infty} y_i dx \equiv \int y dx$$



In the limit, infinitely many infinitesimally small rectangles produce the exact area.



The Best Riemann Sum



In the limit, infinitely many infinitesimally small rectangles produce the exact area.



Differential Equations

A differential equation is an equation in which differentials (for example, dx) appear as variables.

Much physics is best expressed as differential equations.

Very simple differential equations can be solved in “closed form,” meaning that a bit of algebraic manipulation gets the exact answer.

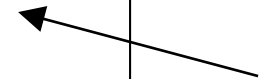
Interesting differential equations, like the ones governing interesting physics, can’t be solved in close form.

Solution: approximate!





A Discrete Mesh of Data

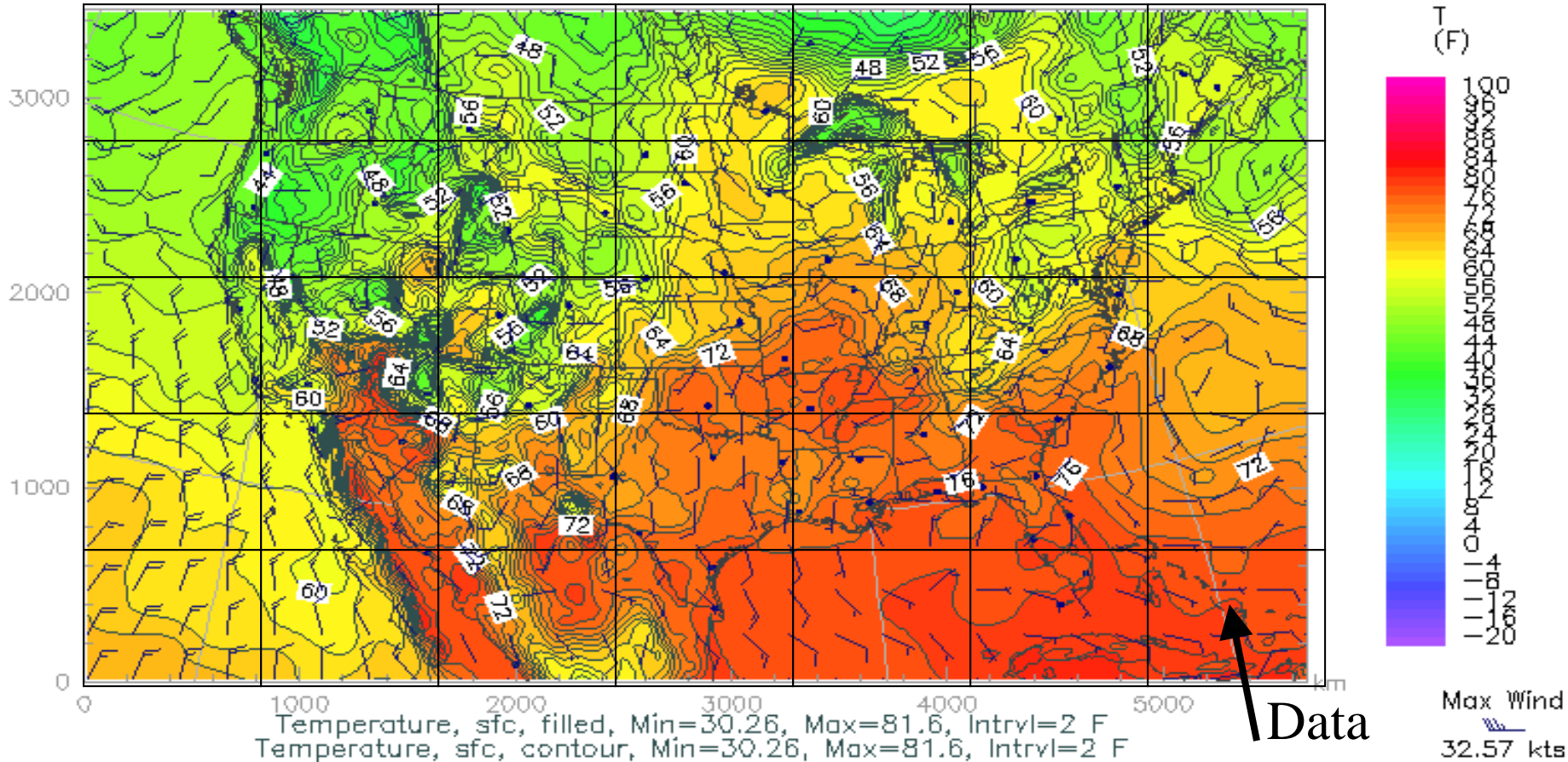


Data
live
here!



A Discrete Mesh of Data

Thu, 25 May 2006, 8 am CDT (13Z)
Surface Temperature



Supercomputing in Plain English: Apps & Par Types
Tue March 27 2018

Data
live
here!



Finite Difference

A typical (though not the only) way of approximating the solution of a differential equation is through finite differencing:

Convert each dx (infinitesimally thin) into a Δx (has finite nonzero width).





Navier-Stokes Equation

$$\frac{F_i}{V} = \frac{\partial}{\partial x_j} \left[\eta \left(\frac{\partial u_i}{\partial x_j} + \frac{\partial u_j}{\partial x_i} \right) + \lambda \delta_{ij} \nabla \cdot \mathbf{u} \right]$$

Differential Equation

These are only here to frighten you


$$\frac{F_i}{V} = \frac{\Delta}{\Delta x_j} \left[\eta \left(\frac{\Delta u_i}{\Delta x_j} + \frac{\Delta u_j}{\Delta x_i} \right) + \lambda \delta_{ij} \nabla \cdot \mathbf{u} \right]$$

Finite Difference Equation

The Navier-Stokes equations governs the movement of fluids (water, air, etc).



Cartesian Coordinates





Structured Mesh

A *structured mesh* is like the mesh on the previous slide. It's nice and regular and rectangular, and can be stored in a standard Fortran or C or C++ array of the appropriate dimension and shape.

```
REAL, DIMENSION( nx, ny, nz ) :: u
```

```
float u[nx][ny][nz];
```





Flow in Structured Meshes

When calculating flow in a structured mesh, you typically use a finite difference equation, like so:

$$u_{new_{i,j}} = F(\Delta t, u_{old_{i,j}}, u_{old_{i-1,j}}, u_{old_{i+1,j}}, u_{old_{i,j-1}}, u_{old_{i,j+1}})$$


for some function F , where $u_{old_{i,j}}$ is at time t and $u_{new_{i,j}}$ is at time $t + \Delta t$.

In other words, you calculate the new value of $u_{i,j}$, based on its old value as well as the old values of its immediate neighbors.

Actually, it may use neighbors a few farther away.



Ghost Boundary Zones



Supercomputing in Plain English: Apps & Par Types
Tue March 27 2018





Ghost Boundary Zones

We want to calculate values in the part of the mesh that we care about, but to do that, we need values on the boundaries.

For example, to calculate $u_{new_{1,1}}$, you need $u_{old_{0,1}}$ and $u_{old_{1,0}}$.

Ghost boundary zones are mesh zones that aren't really part of the problem domain that we care about, but that hold boundary data for calculating the parts that we do care about.



Using Ghost Boundary Zones (C)

A good basic algorithm for flow that uses ghost boundary zones is:

```
for (timestep = 0;  
    timestep < number_of_timesteps;  
    timestep++) {  
    fill_ghost_boundary(...);  
    advance_to_new_from_old(...);  
}
```

This approach generally works great on a serial code.



Using Ghost Boundary Zones (F90)

A good basic algorithm for flow that uses ghost boundary zones is:

```
DO timestep = 1, number_of_timesteps  
  CALL fill_ghost_boundary(...)  
  CALL advance_to_new_from_old(...)  
END DO
```

This approach generally works great on a serial code.



Ghost Boundary Zones in MPI


What if you want to parallelize a Cartesian flow code in MPI?

You'll need to:

- decompose the mesh into submeshes;
- figure out how each submesh talks to its neighbors.



Data Decomposition





Data Decomposition

We want to split the data into chunks of equal size, and give each chunk to a processor to work on.

Then, each processor can work independently of all of the others, except when it's exchanging boundary data with its neighbors.





MPI_Cart_*

MPI supports exactly this kind of calculation, with a set of functions **MPI_Cart_***:

- **MPI_Cart_create**
- **MPI_Cart_coords**
- **MPI_Cart_shift**

These routines create and describe a new communicator, one that replaces **MPI_COMM_WORLD** in your code.



MPI_Sendrecv

MPI_Sendrecv is just like an **MPI_Send** followed by an **MPI_Recv**, except that it's much better than that.

With **MPI_Send** and **MPI_Recv**, these are your choices:

- Everyone calls **MPI_Recv**, and then everyone calls **MPI_Send**.
- Everyone calls **MPI_Send**, and then everyone calls **MPI_Recv**.
- Some call **MPI_Send** while others call **MPI_Recv**, and then they swap roles.





Why not Recv then Send?

Suppose that everyone calls `MPI_Recv`, and then everyone calls `MPI_Send`.

```
MPI_Recv(incoming_data, ...);  
MPI_Send(outgoing_data, ...);
```

Well, these routines are ***blocking***, meaning that the communication has to complete before the process can continue on farther into the program.

That means that, when everyone calls `MPI_Recv`, they're waiting for someone else to call `MPI_Send`.

We call this ***deadlock***.

Officially, the MPI standard guarantees that

THIS APPROACH WILL ALWAYS FAIL.



Why not Send then Recv?

Suppose that everyone calls `MPI_Send`, and then everyone calls `MPI_Recv`:

```
MPI_Send(outgoing_data, ...);  
MPI_Recv(incoming_data, ...);
```

Well, this will only work if there's enough *buffer space* available to hold everyone's messages until after everyone is done sending.

Sometimes, there isn't enough buffer space.

Officially, the MPI standard allows MPI implementers to support this, but **it isn't part of the official MPI standard;** that is, a particular MPI implementation doesn't have to allow it, so **THIS WILL SOMETIMES FAIL.**



Alternate Send and Recv?

Suppose that some processors call `MPI_Send` while others call `MPI_Recv`, and then they swap roles:

```
if ((my_rank % 2) == 0) {
    MPI_Send(outgoing_data, ...);
    MPI_Recv(incoming_data, ...);
}
else {
    MPI_Recv(incoming_data, ...);
    MPI_Send(outgoing_data, ...);
}
```

This will work, and is sometimes used, but it can be painful to manage – especially if you have an odd number of processors.



MPI_Sendrecv

MPI_Sendrecv allows each processor to simultaneously send to one processor and receive from another.

For example, P_1 could send to P_0 while simultaneously receiving from P_2 .

(Note that the send and receive don't have to literally be simultaneous, but we can treat them as so in writing the code.)

This is exactly what we need in Cartesian flow: we want the boundary data to come in from the east while we send boundary data out to the west, and then vice versa.

These are called *shifts*.



MPI_Sendrecv

```
mpi_error_code =  
    MPI_Sendrecv(  
        westward_send_buffer,  
        westward_send_size, MPI_REAL,  
        west_neighbor_process, westward_tag,  
        westward_recv_buffer,  
        westward_recv_size, MPI_REAL,  
        east_neighbor_process, westward_tag,  
        cartesian_communicator, mpi_status);
```

This call sends to **west_neighbor_process** the data in **westward_send_buffer**, and at the same time receives from **east_neighbor_process** a bunch of data that end up in **westward_recv_buffer**.





Why MPI_Sendrecv?

The advantage of `MPI_Sendrecv` is that it allows us the luxury of no longer having to worry about who should send when and who should receive when.

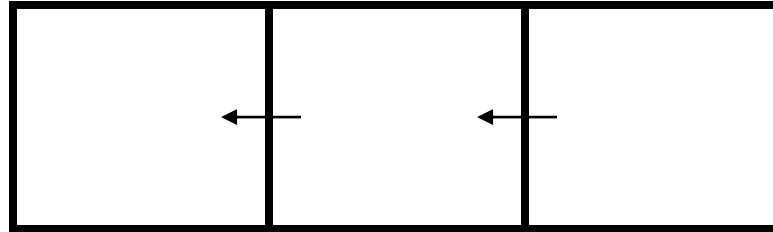
This is exactly what we need in Cartesian flow: we want the boundary information to come in from the east while we send boundary information out to the west – without us having to worry about deciding who should do what to who when.



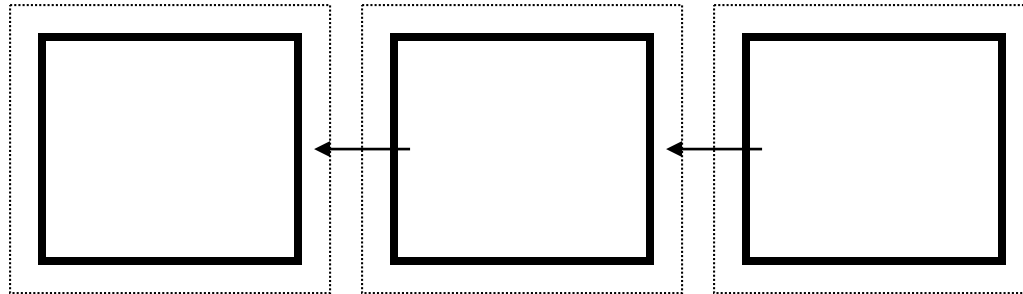


MPI_Sendrecv

Concept
in Principle



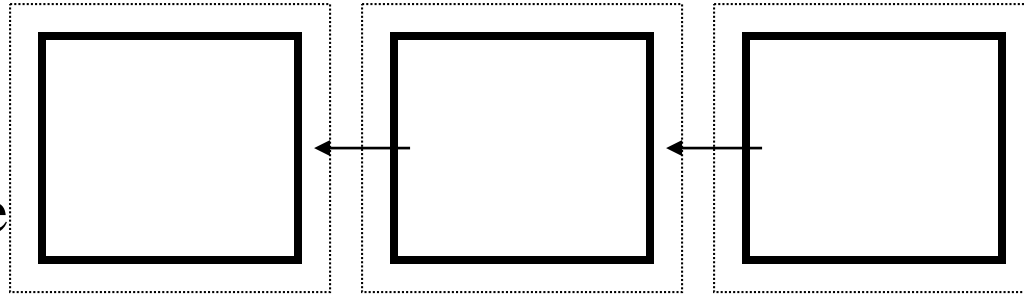
Concept
in practice



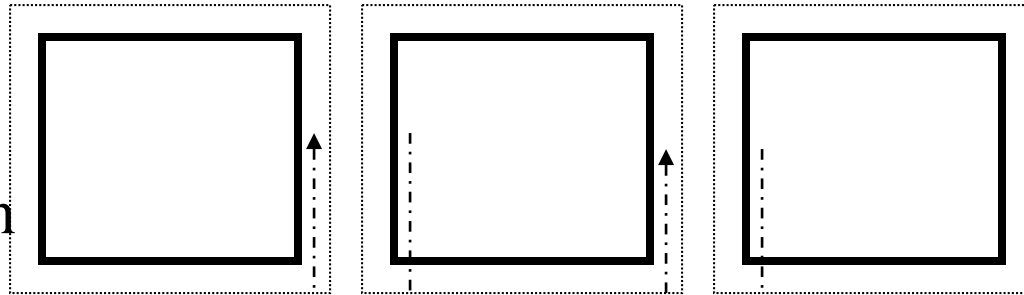


MPI_Sendrecv

Concept
in practice



Actual
Implementation



westward_send_buffer

westward_recv_buffer





What About Edges and Corners?

If your numerical method involves faces, edges and/or corners, don't despair.

It turns out that, if you do the following, you'll handle those correctly:

- When you send, send the entire ghost boundary's worth, including the ghost boundary of the part you're sending.
- Do in this order:
 - all east-west;
 - all north-south;
 - all up-down.
- At the end, everything will be in the correct place.



TENTATIVE Schedule

- Tue Jan 23: Storage: What the Heck is Supercomputing?
- Tue Jan 30: The Tyranny of the Storage Hierarchy Part I
- Tue Feb 6: The Tyranny of the Storage Hierarchy Part II
- Tue Feb 13: Instruction Level Parallelism
- Tue Feb 20: Stupid Compiler Tricks
- Tue Feb 27: Apps & Par Types Multithreading
- Tue March 6: Distributed Multiprocessing
- Tue March 13: **NO SESSION** (Henry business travel)
- Tue March 20: **NO SESSION** (OU's Spring Break)
- Tue March 27: Applications and Types of Parallelism
- Tue Apr 3: Multicore Madness
- Tue Apr 10: High Throughput Computing
- Tue Apr 17: **NO SESSION** (Henry business travel)
- Tue Apr 24: GPGPU: Number Crunching in Your Graphics Card
- Tue May 1: Grab Bag: Scientific Libraries, I/O Libraries, Visualization





Thanks for helping!

- OU IT
 - OSCER operations staff (Dave Akin, Patrick Calhoun, Kali McLennan, Jason Speckman, Brett Zimmerman)
 - OSCER Research Computing Facilitators (Jim Ferguson, Horst Severini)
 - Debi Gentis, OSCER Coordinator
 - Kyle Dudgeon, OSCER Manager of Operations
 - Ashish Pai, Managing Director for Research IT Services
 - The OU IT network team
 - OU CIO Eddie Huebsch
- OneNet: Skyler Donahue
- Oklahoma State U: Dana Brunson





This is an experiment!

It's the nature of these kinds of videoconferences that
FAILURES ARE GUARANTEED TO HAPPEN!
NO PROMISES!

So, please bear with us. Hopefully everything will work out well enough.

If you lose your connection, you can retry the same kind of connection, or try connecting another way.

Remember, if all else fails, you always have the phone bridge to fall back on.

PLEASE MUTE YOURSELF.

PLEASE MUTE YOURSELF.

PLEASE MUTE YOURSELF.





Coming in 2018!

- Coalition for Advancing Digital Research & Education (CADRE) Conference:
Apr 17-18 2018 @ Oklahoma State U, Stillwater OK USA
<https://hpcc.okstate.edu/cadre-conference>
- Linux Clusters Institute workshops
<http://www.linuxclustersinstitute.org/workshops/>
 - Introductory HPC Cluster System Administration: May 14-18 2018 @ U Nebraska, Lincoln NE USA
 - Intermediate HPC Cluster System Administration: Aug 13-17 2018 @ Yale U, New Haven CT USA
- Great Plains Network Annual Meeting: details coming soon
- Advanced Cyberinfrastructure Research & Education Facilitators (ACI-REF) Virtual Residency Aug 5-10 2018, U Oklahoma, Norman OK USA
- PEARC 2018, July 22-27, Pittsburgh PA USA
<https://www.pearc18.pearc.org/>
- IEEE Cluster 2018, Sep 10-13, Belfast UK
<https://cluster2018.github.io>
- **OKLAHOMA SUPERCOMPUTING SYMPOSIUM 2018, Sep 25-26 2018 @ OU**
- SC18 supercomputing conference, Nov 11-16 2018, Dallas TX USA
<http://sc18.supercomputing.org/>



**Thanks for your
attention!**



Questions?

www.oscer.ou.edu



References

- [1] http://en.wikipedia.org/wiki/Monte_carlo_simulation
- [2] http://en.wikipedia.org/wiki/N-body_problem
- [3] <http://adsbit.harvard.edu//full/1991CeMDA..50...73W/0000087.000.html>
- [4] <http://lostbiro.com/blog/wp-content/uploads/2007/10/Magritte-Pipe.jpg>

